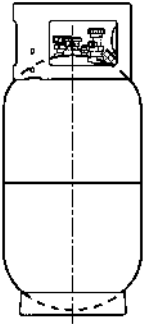


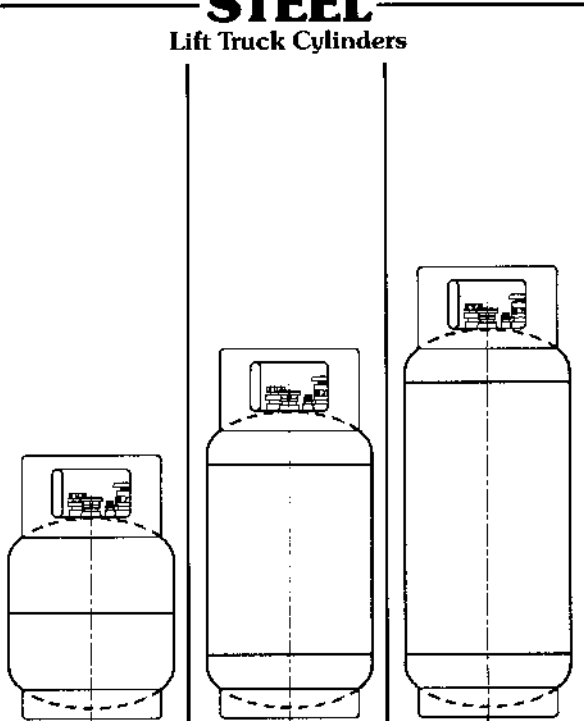
Lift Truck Cylinders

ALUMINUM Lift Truck Cylinders



9310 33.5 LB., L.P. 240 psi	9315 33.5 LB., L.P. 740 psi w/ fill
80	80
27.75	27.75
12.25	12.25
10.5	10.5
9.5	9.5
23.1	23.5

STEEL Lift Truck Cylinders



	5550 20 LB., L.P. 240 psi	5560 20 LB., L.P. 240 psi w/ fill	5570 38.5 LB., L.P. 240 psi	5580 38.5 LB., L.P. 240 psi w/ fill	5590 43.5 LB., L.P. 240 psi	5595 43.5 LB., L.P. 240 psi w/ fill
Capacity, lbs.	47.6	47.6	80	80	104	104
Overall Length (O.L.)*	19.0	19.0	27.25	27.25	33.34	33.31
Cylinder Diameter	12.19	12.19	12.19	12.19	12.19	12.19
Guard Diameter	10.25	10.25	10.25	10.25	10.25	10.25
Foot Ring Diameter	10.25	10.25	10.25	10.25	10.25	10.25
Tare Weight, lbs.**	27.0	27.0	36.0	36.0	43.0	43.0





20# Vertical
20# Gas Grill & RV Cylinder



100# Vertical
100# DOT Cylinder



420# Vertical
200# & 420# Portable
Cylinder



LPG & AMMONIA EQUIPMENT

F

